



GIRL GUIDES  
AUSTRALIA



# UNIFORM INFORMATION BOOKLET

INCORPORATING UNIFORM CATALOGUE AND UNIFORM GUIDELINES

# CONTENTS

WELCOME	1
UNIFORM OPTIONS	2
SIZE GUIDES	9
ORDER FORM	10
UNIFORM GUIDELINES	12

## **Girl Guides New South Wales & ACT**

Unit 14/77–79 Bourke Road,  
ALEXANDRIA NSW 2015  
Ph: 02 9317 4200  
Fax: 02 9669 6257  
[retail@girlguides-nswact.org.au](mailto:retail@girlguides-nswact.org.au)

## **Girl Guides Northern Territory**

55 Ross-Smith Avenue,  
PARAP NT 0820  
Ph: 08 8981 3628  
Fax: 08 8941 1147  
[girlguidesnt@inet.net.au](mailto:girlguidesnt@inet.net.au)

## **Girl Guides Queensland**

17 Gould Road,  
HERSTON QLD 4006  
Ph: 07 3252 0144  
Fax: 07 3852 5585  
[guidesupplies@guidesqld.org](mailto:guidesupplies@guidesqld.org)

## **Girl Guides Tasmania**

25 Kirksway Place,  
BATTERY POINT TAS 7004  
Ph: 03 6223 6933  
Fax: 03 6224 3484  
[shop@guidestas.org.au](mailto:shop@guidestas.org.au)

## **Girl Guides South Australia**

63 Beulah Road,  
NORWOOD SA 5067  
Ph: 08 8418 0900  
Fax: 08 8132 0424  
[guides@girlguidessa.org.au](mailto:guides@girlguidessa.org.au)

## **Girl Guides Western Australia**

168 Burswood Road,  
BURSWOOD WA 6100  
Ph: 08 9355 4586  
Fax: 08 9355 4589  
[shop@girlguideswa.org.au](mailto:shop@girlguideswa.org.au)

## **Girl Guides Victoria**

129 York Street,  
SOUTH MELBOURNE VIC 3205  
Ph: 03 8606 3500  
Fax: 03 9699 6277  
[retailshop@guidesvic.org.au](mailto:retailshop@guidesvic.org.au)

All uniform information and the prices listed in this booklet are effective from 1 February 2010.

# WELCOME

**Uniform is worn by members to create a sense of unity and to identify them as Guides. The uniform has been designed with input from the Guiding community to be vibrant, modern, practical and attractive.**

In designing the new uniform, we've listened to what girls say they want to wear so that they feel proud to be a Guide. The girls told us they wanted a uniform that changed as they grew older so a variety of uniform options have been designed to meet the needs of girls, tweens and teens. To provide adequate time to make the transition, members have until **31 December 2011** to change over to the new uniform.

## Uniform catalogue

You can order using the order form on page 10 of this booklet or online through the national or State websites at:

- [www.girlguides.org.au](http://www.girlguides.org.au)
- [www.girlguides-nswact.org.au](http://www.girlguides-nswact.org.au)
- [www.girlguides.org.au/nt](http://www.girlguides.org.au/nt)
- [www.guidesqld.org](http://www.guidesqld.org)
- [www.girlguidessa.org.au](http://www.girlguidessa.org.au)
- [www.guidestas.org.au](http://www.guidestas.org.au)
- [www.guidesvic.org.au](http://www.guidesvic.org.au)
- [www.girlguideswa.org.au](http://www.girlguideswa.org.au)

## How to order

- Online
- Guide retail outlet
- Mail
- Fax
- Phone
- Email

You will need to contact your Guide retail outlet or check their website for opening hours. Go online for after hours orders. We accept payment by cheque or credit card (Visa or MasterCard), which must be included with the order. Cheques must be made payable to your State Guide retail outlet. For credit card payments include the full name of the cardholder, the card number and expiry date.

## Freight cost

A freight cost will be charged on all orders requiring delivery. Refer to your State website for your local freight cost. South Australia does not have an online retail outlet.

## Priority service

If an order is urgent we can provide priority service via express post. Refer to your State website for cost of express post.

## Prices

All prices are inclusive of GST. We try to keep our prices low (as listed) and make every effort to maintain our prices. However they are subject to alteration without notice.

## Delivery

Allow five working days from receipt of order to dispatch. We aim to process every order within three working days. Delivery can take up to a week using standard Australia Post services.

## Care of fabric

Uniform items are made from breathable, serviceable fabrics that will suit all Guiding activities. To ensure the long life of your garments, refer to the washing instructions on the label.

## Stock availability

We aim to have the necessary stock to meet orders. However, at times we can't meet demand. If an item is out of stock this will be shown on your invoice as a backorder to be supplied as soon as possible at no additional cost. Larger sizes can be ordered with a 12 week delivery time, with the exception of the jacket, pants, skirt and the adults' shirt. Striped shirt fabric and a pattern for sizes larger than the standard sizes will be available for purchase later in 2010.

## Guarantee

If any item is not of acceptable standard or is damaged during shipping, we guarantee to replace the item or refund your money, provided it is returned within 21 days of dispatch and your receipt or receipt number is included.

# UNIFORM OPTIONS

The following items are available from, or can be ordered through, Guide retail outlets.

	Youth			Adult
	Girl	Tween	Teen	
Blue & yellow polo shirt				
Blue & yellow V-neck shirt				
Blue & orange polo shirt				
Blue & orange V-neck shirt				
Navy & orange polo shirt				
Navy & orange V-neck shirt				
Blue shirt				
Navy & orange polar fleece				
Navy & orange hoodie				
Skort				
Cargo skirt		*	*	*
Board shorts				
Cargo pants				
Sash				
Beanie				
Cap				
Hat			*	*
Bucket hat				
Adult hat				
Navy & blue shoulder bag				
Navy & orange book bag				
Navy & blue polo shirt				
Navy & blue V-neck shirt				
Navy & blue polar fleece				
Navy & blue hoodie				
Spray jacket				
Short sleeve striped shirt				
Three-quarter sleeve striped shirt				
Blue adult shirt				*
Navy suit jacket				
Navy suit pants				
Navy suit skirt				
Everyday stretch pants				
Badge tab				
Junior Leaders' scarf			*	

\* To be designed



**POLO**

**Colour** Blue and yellow  
**Sizes** 6–14  
**RRP** \$25.00  
**Available** Early March  
**Order code** G-PS



**V-NECK**

**Colour** Blue and yellow  
**Sizes** 6–14  
**RRP** \$17.00  
**Available** Early March  
**Order code** G-VNT



**SKORT**

**Sizes** 6–14  
**RRP** \$34.00  
**Available** July  
**Order code** G-SKO

TO ORDER,  
 PLEASE USE  
 THE ORDER  
 FORM ON  
 PAGE 10



**POLO**

**Colour** Blue and orange  
**Sizes** 8–18  
**RRP** \$25.00  
**Available** Early March  
**Order code** TW-PS



**V-NECK**

**Colour** Blue and orange  
**Sizes** 8–18  
**RRP** \$17.00  
**Available** Early March  
**Order code** TW-VNT



**SASH**

**Sizes** M, L  
**RRP** \$16.00  
**Available** Late March  
**Order code** Y-SA

TO ORDER,  
 PLEASE USE  
 THE ORDER  
 FORM ON  
 PAGE 10



**POLO**

**Colour** Navy and orange  
**Sizes** 10–18  
**RRP** \$25.00  
**Available** Early March  
**Order code** T-PS



**V-NECK**

**Colour** Navy and orange  
**Sizes** 10–18  
**RRP** \$17.00  
**Available** Early March  
**Order code** T-VNT



**BLUE SHIRT**

**Sizes** 6–18  
**RRP** \$43.00  
**Available** Mid March  
**Order code** T-DS

TO ORDER,  
PLEASE USE  
THE ORDER  
FORM ON  
PAGE 10



**POLAR FLEECE**

**Colour** Navy and orange  
**Sizes** 6–18  
**RRP** \$28.00  
**Available** Early March  
**Order code** Y-PFJ



**HOODIE**

**Colour** Navy and orange  
**Sizes** 6–18  
**RRP** \$27.00  
**Available** Early March  
**Order code** Y-HDY



**BOARD SHORTS**

**Sizes** 6–18  
**RRP** \$36.00  
**Available** July  
**Order code** Y-SHT



**CARGO PANTS**  
(Quick-dry fabric)

**Sizes** 6–18  
**RRP** \$40.00  
**Available** July  
**Order code** Y-CGP



**SHOULDER BAG**

**Colour** Navy and blue  
**RRP** \$18.00  
**Available** Late March  
**Order code** Y-SB

TO ORDER,  
 PLEASE USE  
 THE ORDER  
 FORM ON  
 PAGE 10



**SPRAY JACKET**

**Sizes** S-XXXXL  
**RRP** \$58.00  
**Available** March  
**Order code** L-SJ



**HOODIE**

**Colour** Navy and blue  
**Sizes** 6-20  
**RRP** \$32.00  
**Sizes** 22-30  
**RRP** \$37.00  
**Available** Early March  
**Order code** L-HDY



**POLAR FLEECE**

**Colour** Navy and blue  
**Sizes** 6-20  
**RRP** \$34.00  
**Sizes** 22-30  
**RRP** \$39.00  
**Available** Early March  
**Order code** L-PFJ




**POLO**

**Colour** Navy and blue  
**Sizes** 6-20  
**RRP** \$30.00  
**Sizes** 22-30  
**RRP** \$35.00  
**Available** Early March  
**Order code** L-PS



**V-NECK**

**Colour** Navy and blue  
**Sizes** 6-20  
**RRP** \$20.00  
**Sizes** 22-30  
**RRP** \$26.00  
**Available** Early March  
**Order code** L-VNT



**BADGE TAB**

**Sizes** N/A  
**RRP** \$10.00  
**Available** April  
**Order code** L-TAB



**STRIPED SHIRT**  
(Short sleeve)

**Sizes** 6–20  
**RRP** \$46.00  
**Sizes** 22–30  
**RRP** \$51.00  
**Available** Mid March  
**Order code** L-SSS



**STRIPED SHIRT**  
(3/4 sleeve)

**Sizes** 6–20  
**RRP** \$47.00  
**Sizes** 22–30  
**RRP** \$53.00  
**Available** Mid March  
**Order code** L-TQS



**CARGO PANTS**  
(Enzyme washed high quality cotton blend fabric)

**Sizes** 6–20  
**RRP** \$70.00  
**Sizes** 22–24  
**RRP** \$76.00  
**Available** July  
**Order code** Y-CGP



**EVERYDAY STRETCH PANTS**

**Sizes** 6–26  
**RRP** \$74.00  
**Available** February  
**Order code** ESP320



**ADULT HAT**  
(Polyester circle net hat)

**Sizes** TBA  
**RRP** TBA  
**Available** June  
**Order code** L-HAT





**SUIT JACKET**  
(Shorter/Mid length)

**Sizes** 6–24  
**RRP** \$233.00  
**Available** February  
**Order code** SJSI



**SUIT JACKET**  
(Longerline)

**Sizes** 6–24  
**RRP** \$245.00  
**Available** February  
**Order code** SJL2



**SUIT SKIRT**  
(Relaxed fit)

**Sizes** 6–26  
**RRP** \$88.00  
**Available** February  
**Order code** SSR1



**SUIT SKIRT**  
(Bandless straight)

**Sizes** 6–22  
**RRP** \$81.00  
**Available** February  
**Order code** SSB2



**SUIT PANTS**  
(Relaxed fit,  
straight leg)

**Sizes** 6–26  
**RRP** \$92.00  
**Available** Mid February  
**Order code** SPR1



**SUIT PANTS**  
(Hipster fit)

**Sizes** 6–22  
**RRP** \$92.00  
**Available** Mid February  
**Order code** SPH2



### BUCKET HAT

**Sizes** XS, S/M, L/XL  
**RRP** \$10.00  
**Available** Late April  
**Order code** O-BH



### CAP

**Sizes** Adjustable  
**RRP** \$10.00  
**Available** Late April  
**Order code** O-CAP



### BEANIE

**Sizes** One size fits all  
**RRP** \$10.00  
**Available** Mid March  
**Order code** O-BEA



### BOOK BAG

**Colour** Navy and orange  
**Sizes** N/A  
**RRP** \$17.50  
**Available** March  
**Order code** O-BB



# SIZE GUIDE

**This uniform is more fitted than the previous one and some people have found they like to upsize, especially for outdoor activities. Some items are also more generously sized than others—the hoodie and polar fleece for instance. To get the right fit the first time, it pays to check the measurements provided below against your measurements.**

The charts on pages 8 and 9 are a guide only, so choose the garment size closest to your own body measurements. As the chart lists body measurements, the garment measurements will be larger than the chart. If you would like room to grow or would prefer a 'roomier fit', order a size larger than your usual requirements.

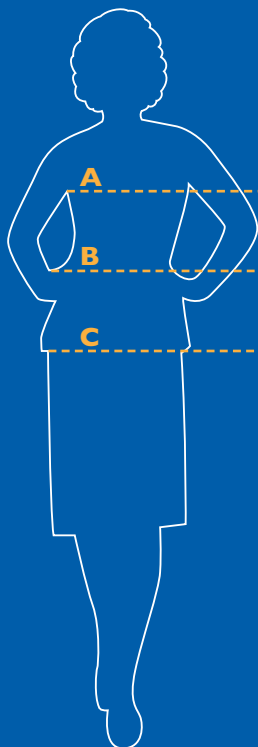
Sizes vary according to the individual style and fabrication and all sizing suggestions are guidelines for average measurements. Choose the garment size closest to your own **body measurements** from the chart below.

## YOUTH BODY MEASUREMENTS

Size	6	8	10	12	14	16	18
Chest (cm)	66	70	74	79	84	89	94
Waist (cm)	56	59	62	65	68	71	74
Hip (cm)	70	74	78	83	88	94	99

## ADULT BODY MEASUREMENTS

Size	6	8	10	12	14	16	18	20	22	24	26	28	30
Bust (cm)	80	85	90	95	100	105	110	115	120	125	130	135	140
Waist (cm)	62	67	72	77	82	87	92	97	102	107	112	117	122
Hip (cm)	87	92	97	102	107	112	117	122	127	132	137	142	147



**A. BUST/CHEST** Keep the tape up under arms and around shoulder blades while measuring around the fullest part of the bust. Hold one finger between body and tape.

**B. WAIST** Hold one finger between body and tape while measuring around natural waist.

**C. HIPS** Measure around fullest part of hips (about 20cm down from waist) while standing naturally.

### MEASURING TIPS

- Use your exact measurements when selecting your size
- Keep the tape measure firm but not tight
- Measure over under garments
- Ask someone to measure you

# ORDER FORM

CODE	ITEM	SIZE	PRICE	QTY
G-PS	Blue & yellow polo shirt		\$25.00	
G-VNT	Blue & yellow V-neck shirt		\$17.00	
TW-PS	Blue & orange polo shirt		\$25.00	
TW-VNT	Blue & orange V-neck shirt		\$17.00	
T-PS	Navy & orange polo shirt		\$25.00	
T-VNT	Navy & orange V-neck shirt		\$17.00	
T-DS	Blue shirt		\$43.00	
Y-PFJ	Navy & orange polar fleece		\$28.00	
Y-HDY	Navy & orange hoodie		\$27.00	
G-SKO	Skort		\$34.00	
Y-SHT	Board shorts		\$36.00	
Y-CGP	Cargo pants (youth)		\$40.00	
Y-CGP	Cargo pants (adult), sizes 6–20		\$70.00	
Y-CGP	Cargo pants (adult), sizes 22–24		\$76.00	
Y-SA	Sash		\$16.00	
O-BEA	Beanie		\$10.00	
O-CAP	Cap		\$10.00	
O-BH	Bucket hat		\$10.00	
L-HAT	Adult hat			
Y-SB	Navy & blue shoulder bag		\$18.00	
O-BB	Navy blue & orange book bag		\$17.50	
L-PS	Navy & blue polo shirt, sizes 6–20		\$30.00	
L-PS	Navy & blue polo shirt, sizes 22–30		\$35.00	
L-VNT	Navy & blue V-neck shirt, sizes 6–20		\$20.00	
L-VNT	Navy & blue V-neck shirt, sizes 22–30		\$26.00	
L-PFJ	Navy & blue polar fleece, sizes 6–20		\$34.00	
L-PFJ	Navy & blue polar fleece, sizes 22–30		\$39.00	
L-HDY	Navy & blue hoodie, sizes 6–20		\$32.00	
L-HDY	Navy & blue hoodie, sizes 22–30		\$37.00	
L-SJ	Spray jacket		\$58.00	
L-SSS	Short sleeve striped shirt, sizes 6–20		\$46.00	
L-SSS	Short sleeve striped shirt, sizes 22–30		\$51.00	
L-TQS	Three-quarter sleeve striped shirt, sizes 6–20		\$47.00	
L-TQS	Three-quarter sleeve striped shirt, sizes 22–30		\$53.00	
SJSI	Suit jacket (shorter/mid length)		\$233.00	
SJL2	Suit jacket (longerline)		\$245.00	

Cargo skirts, hats and blue shirts are still to be designed and are therefore currently not available for order.

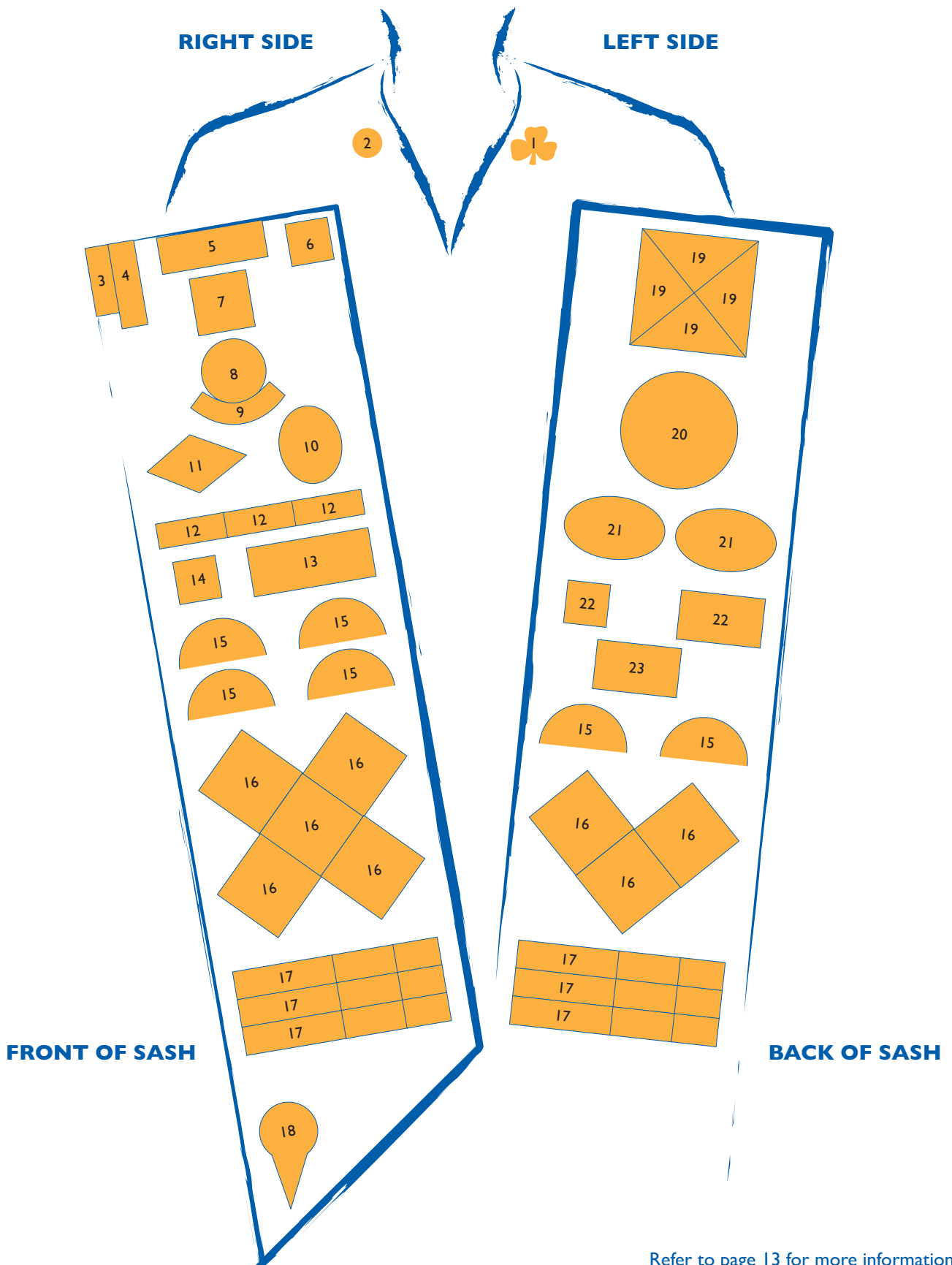


# UNIFORM GUIDELINES

## BADGE PLACEMENT WHEN WEARING SASH

RIGHT SIDE

LEFT SIDE



FRONT OF SASH

BACK OF SASH

Refer to page 13 for more information

# UNIFORM GUIDELINES

## Badge placement for Girls and Tween shirts to be as follows:

### Shirt Collars (or equivalent position on V-neck options)

- 1 Promise Badge
- 2 World Badge

### Front of Sash

- 3 Unit Tape on the outside (across the shoulder)
- 4 District, Division, Area or Region tape on the inside (closer to the neck than the Unit tape): wear up to two tapes only, in hierarchical order
- 5 Girl Guides Australia Flash (on outside)
- 6 Membership star
- 7 State badge
- 8 Patrol emblem
- 9 Patrol Leader/Second stripe
- 10 Endeavours under PL stripes. Each Endeavour is replaced when you get the relevant peak award (i.e you could have bronze and silver on the sash and once the CP Award is earned, then the CP Award replaces the Silver Endeavour)
- 11 Award badges. As stated above, Award badges replace Endeavours once the relevant peak award is earned
- 12 Service Flash
- 13 Action Guide badge
- 14 Progression challenge
- 15 Explore a Challenges (four in total in rows of two)
- 16 Create a Challenges (five in total in diamond figure)
- 17 Achieve a Challenges
- 18 Triple Treat badge or equivalent

### Back of Sash

- 19 WAGGGS Centenary badge
- 20 GGA Centenary Challenge badge
- 21 GAT badge
- 22 Special events (go to [www.girlguides.org.au](http://www.girlguides.org.au) for more details)
- 23 JOTA/JOTI  
Any other Explore, Create and/or Achieve badges.



### International badges

For members selected to represent Girl Guides Australia at international events, the Girl Guides Australia Flash may be replaced with an Australian flag cloth badge. An Australian flag cloth badge may also be worn on the left shoulder of the shirt. The Australian flag cloth badge remains in place on return to Australia. It does not need to be removed.

The metal Australia badge may be worn on the sash in place of the State badge. (The State badge must be removed whilst the Australia badge is in place.) This badge can only be worn whilst overseas—it must be removed from the sash on returning to Australia.

### Additional notes

- Region, area, Division and District badges (other than tapes) are not to be worn on the sash.
- Thinking Day and Guide Biscuit badges are not to be worn on the sash.
- Only two Centenary badges are to be worn on the sash – WAGGGS Centenary badge (four segments available during 2010 and 2012) and the GGA Centenary Challenge badge.

# UNIFORM GUIDELINES

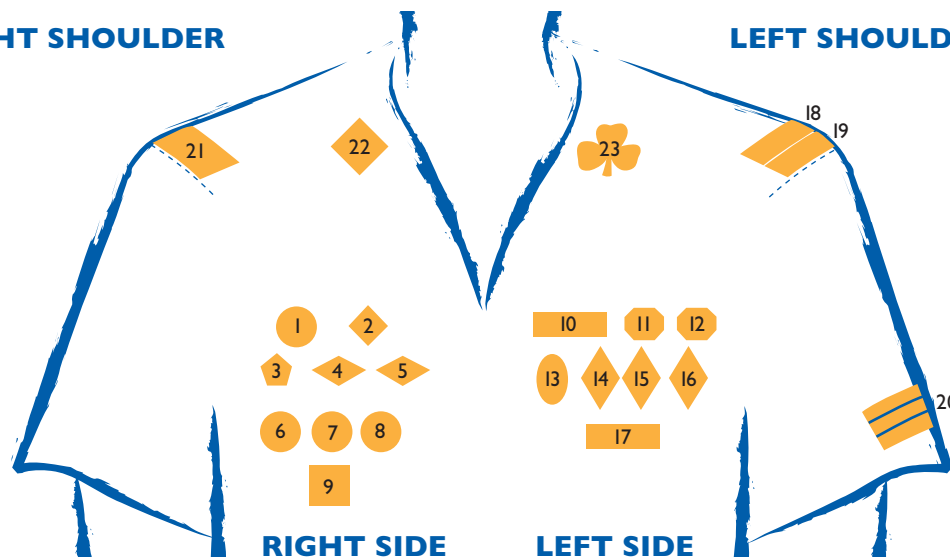
**Uniform is to be worn to all Guide activities. A Guide activity is one that is held in the name of Guiding at local, Division/Region, State, Australian or international level. However members may wear casual attire (including non-uniform items with Guide logo) for some activities, such as camping, abseiling, canoeing, as the organisers deem appropriate.**

A variety of uniform options is available as outlined in the uniform options table. Guides should decide the best option(s) for their Unit. Girl choice is the fundamental basis for uniform selection, provided it is appropriate for the occasion.

## BADGE PLACEMENT FOR TEENS' BLUE SHIRT

### RIGHT SHOULDER

### LEFT SHOULDER



#### Right side of shirt

- 1** World badge
- 2** State badge
- 3** Queen's Guide Award
- 4** BP Award
- 5** Junior BP Award
- 6** Commonwealth Award
- 7** Irene Fairbairn Challenge
- 8** Scout Membership
- 9** Duke of Edinburgh Award
- 21** Girl Guides Australia Flash (sewn on shoulder seam)
- 22** 10 Year Membership badge

#### Left side of shirt

- 10** Junior Leader badge
- 11 & 12** Special events badge (only worn for 12 months—can wear up to four)
- 13** Gold Endeavour
- 14 – 16** Focus badges (If more than three focus badges are earned they are worn below this row)
- 17** Action Guide badge (metal version only)
- 18** Region Name tape
- 19** Unit tape
- 20** Achieve-a-Challenge tapes (2nd and 3rd trefoils should be sewn directly next to each other with no spaces between and each tape should be sewn directly next to one below; sewn above the sleeve hem line)
- 23** Promise badge

#### International badges

For members selected to represent Girl Guides Australia at international events, the Girl Guides Australia Flash (on right shoulder) may be replaced with an Australian flag cloth badge. The Australian flag cloth badge can remain in place on return to Australia. It does not need to be removed. The metal Australia badge may be worn in place of the State badge. (State badges must

be removed whilst the Australia badge is in place.) The Australia badge can only be worn whilst overseas—it must be removed on returning to Australia.

#### Additional notes

- Badges worn on the front of the shirt are metal.
- Explore a Challenge and Create a Challenge badges are not to be worn on the shirt.

# UNIFORM GUIDELINES

## ADULTS' BADGE PLACEMENT

**World badge:** right collar or left side of shirt if wearing a V-neck shirt (or top of badge tab).

**Promise badge:** left collar or left side of shirt if wearing a V-neck shirt.

**State badge:** left side of hat (or badge tab).

**Long service and good service awards:** left-hand side of shirt (above logo) or jacket.

**Badge tab:** right-hand side of shirt or jacket.

**Name bar:** above badge tab.

Recommended order of Guide badges on tab:

- World badge (if not worn on collar)
- Asia Pacific Region badge
- State badge (if not worn on hat)
- appointment/qualification/Olave Program badges
- skill/achievement/membership badges
- special event badges.



These are suggestions only. Members should exercise common sense on the number of badges and their placement on the tab to ensure it looks professional and uncluttered. Only Guide or Guide related badges (such as Australian honours) are to be worn on the tab. No cloth badges are to be worn on the adult uniform.

## OTHER UNIFORM INFORMATION

### Applies to all:

**Footwear:** shoes, sneakers, closed-in shoes or sandals as appropriate.

**Sash:** optional.

**Badge tab:** optional.



**GIRL GUIDES AUSTRALIA  
CELEBRATING 100 YEARS**