

GUIDES DISCOVER

This newsletter is created by the State Program team - the editor for this edition is Youth Member Maddy, with various articles from Guides across the state. And it is just for Guides!



UPCOMING EVENTS

Anzac Day City Parade- 25th April
(10+)

Registrations Close 17th April

Snoozefest -4-5th May
(10+)

Registrations now closed

Boer War Day Service- 26th May
(6+)

19th May Rogaining - Eastern Region
TBC

14-16 June Stem Camp
(7-12)

Registrations Opening Soon

28th - 30th Fun Leadership for Youth
FLY (14+)

Registrations Opening Soon

Night Ideas for Term 2

- Saluting their service
- Pamper Night
- Guiding History
- Mothers Day
- Science Night



Meet the Unit

Knoxfield Triple N Girl Guides began their unit in January this year. It is a 14+ unit that does some pretty awesome things. This includes plenty of fundraising, like participating in Relay for Life raising over \$2000 for the Cancer Council. They also partake in community events like Clean Up Australia day. They have had some amazing programs for their Friday night including ice-cream soccer, car maintenance, Cinema under the Stars, escape rooms and chalk races.



14 + at Snoozefest

If you're 14+ and coming to Snoozefest, you will not only have rides to go on and sleep under the stars in a separate section. There will also be a separate program just for you, including activities run by the Queens Guide and the Olaves.

But wait there is more.... You will also have a chance to experience sunrise as you head to the Esplanade on a morning walk to do yoga.

This is a great event if you're 14+, interested in making new friends with other girls of the same age and sharing memorable moments.



Youth Program Committee

We are excited to announce that we have a new Youth State Program Committee. This committee consists of 5 girls aged between 14-17. The committee is currently working on an exciting project that will be rolled out in Term 3. More details on this project will be released soon. In the meantime we will give you a hint..... its going to be fun and competitive!! Watch this space!



Moomba- Birdman Rally

by *Kanyaka Yakana Girl Guides*

In the weeks leading up to Moomba, we started preparing for the Birdmangirl Rally. We were joined by Units across our District – Monash with pom-pom making, tutus, and we built the amazing Skanoë (sky-canoe), with some guidance from the Kiama Olaves. Girl Guides across the state (and even a Unit in Western Australia!) helped with fundraising. The warning was short, but many girl guides worked hard to do their part for this amazing event.

On the actual day, the team started arriving as early as 7:30am. The Skanoë was brought in at this time by the jump team, including it's fabulous captain – Emily Clapperton, a member of our Unit until she turned 18 late last year. The cheers organised by our Unit were screamed out until Guide's voice hoarse.

All that screaming was likely the reason that we won the Audience Choice award. We think we were heard all across Melbourne. The jump team told us they could hear us across the Yarra. We also won 'Best Concept' for our Skanoë.



The day was great, and we raised almost \$7000 for the Monash Children's Hospital. Can't wait for next year!

Guide's Review

by *Zoe Le Guier- Sunbury Wongurri Guides*



The North West Region World Thinking Day event was held at Oak Park Aquatic Centre. It was held on Sunday the 24th of February. There were 240 Girl Guides and Leaders attending the event and we all had LOTS OF FUN!

I got to the pool at 10 am and met the Leaders and other Guides from my Unit. We went inside the centre and put our bags down in the shade. We had free time to play in the pools and go on the water slides. It was really fun because there were two giant colourful water slides - the body slide and a bigger slide called the raft slide where you go down on an inflatable raft. You can go on the raft by yourself or with someone else. I went with my big sister Charlotte the first time, then with my friend Vanessa two more times.

The centre also had a waterplay splash pool, a little kids pool and a 50 metre main pool. After lunch we did some out of water activities on the five World Centres. These activities included making an origami bird, playing the drums made from tins, a Mexican dance and action song about Sangalee.

We were at the pool for 5 hours! We got heaps of time to play in the pool and go on the waterslides. We took our own lunch and snacks, and lots of water as it was a hot day. At 3 pm we all went home.

I thought the Region World Thinking Day was really fun because we could go in any pool or waterslide with our Guide friends. I can't wait to see what Girl Guides Victoria is doing next year for World Thinking Day!

Campfire Special

Michelle - Sunbury Bluebell Rangers

Campfire Song

Here is a cool new campfire songs you might not have heard before!

Scavenger Hunts and Abseiling Towers
tune: My Favourite Things

Scavenger Hunts and abseiling towers.
Songs 'round the campfire and taking cold
showers.

Sturdy wood gadgets all fashioned with string.

These are a few of my favourite things.

Seniors and Rangers, tents put up in a hurry.

Tackling challenges without any worry.

Arrows that fly with sun on their wings.

These are a few of my favourite things.

Girls in patrols and morning tea packets.

Can't get to sleep for the noise and the racket.

Bright golden mornings that make us all sing.

These are a few of my favourite things.

When the camp ends, when the folks come,

When we're feeling sad.

We simply remember our favourite camp
things,

And then we don't feel so bad.

Why do campfires all seem to have the same songs at the same time?

If you didn't know, this is the format for an girl guide campfire. If you've ever noticed some songs always go at the end, or in a particular place in the campfire this is why! So next time you attend a campfire, notice what order the campfire songs go in, or even have a go at leading your next campfire using this method.



Campfire Food

Campfire Cones:

Ingredients:

Waffle ice cream cones

-Toppings like chocolate melts, caramels or marshmallows, diced strawberries, banana slices, M and Ms, etc.

Steps:

1. Fill waffle cone with favourite toppings
2. Wrap in foil especially over the top
3. Lay over the fire once coals have turned grey, rotate occasionally. The are ready when fruit is warm, and chocolate/treats are melted or gooey!

Campfire Pizza

Ingredients:

- 1 pitta bread
- Tomato pizza sauce
- Grated cheese
- Toppings for your pizza such as capsicum, mushroom, ham, pineapple, etc.
- Butter

Steps:

1. Butter the underside of your pitta bread and place buttered side onto piece of foil
2. Spread top of pitta with pizza sauce.
3. Add toppings
4. Add Cheese
5. Loosely wrap foil around pizza and place on hot embers. Your pizza is ready when the cheese has melted.

Campfire Starters

You need:

- Cardboard egg carton
- An old candle or similar wax, or wax pellets from a candle shop
- A double boiler/A small saucepan with water in the bottom and a bowl on top that is not plastic
- Sawdust (or dryer lint or cotton balls or other tinder)

Steps:

1. Sprinkle sawdust into the egg cartons, filling each about ¾ full
 2. Melt your wax over the double boiler- Be VERY careful with hot wax as it can be very dangerous.
 3. Place a layer of baking paper under the egg carton
 4. Pour the wax into the egg cartons, enough to just wet the sawdust
 5. Let the wax cool or place in freezer to cool quicker
- To use the firelighters, simply rip or cut one cup off. Place it in the middle of a fire surrounded by tinder. Light with a match the cardboard around the cup and eventually this fire starter will catch the tinder alight and before too long your fire will be roaring!



Mystical Campfires

Buy Mystic Campfire Powder to have a RAINBOW campfire! You can buy this at Aussie Disposals, Anaconda or other outdoors shops.



Snapshot of Term 1



Rachel's Tips

Rachel, Sunbury Kamballa Guides
4 things to bring to Snoozefest

1. Hand warmers.

You can get these quite cheap at most chemists and supermarkets. They come in two sorts, reusable and non-reusable. The non-reusable is easy to use and keep your hands warm for over 8 hours!

2. Keep Cup.

These handy cups are cheap, reusable and save the environment heaps. You can get them in many different colours to your liking! Super handy thing to bring to Snoozefest and any camp as they don't take up too much space and are an excellent alternative for other cups.

3. Sleeping bag liner.


These liners keep you extra warm for those cold nights at camp. Just slip them into your sleeping bag for a warm and comfortable seep. You can get them from most camping stores for not too much money.

4. A good torch.

A good torch is always handy to bring to Snoozefest. Head torches are brilliant as you don't need to worry about where it is or where to point it. Most camping stores and even supermarkets sell these for only a few dollars.



Gang Show



This years Gang show follows the five Christiani children as they discover a magical world of colour, music and wonder when the circus comes to town. But overshadowing their every move is the dark and tragic history of their parents' past. The plot thickens when we meet a wannabe ringmaster who possesses an all powerful top hat, a lion that's been let loose from its cage, and a camera crew threatening the future of the circus! Will the circus be doomed forever? Or can the Christiani family reunite to save the spirit of the circus?

Dates-21-29th June 2019

To book tickets and find out more, visit www.gangshow.org/

To find your local show- go to <https://scoutsvictoria.com.au/activities-events/activities/performing-arts/>

Youth Future Forest Symposium

Jemima



On the 28th of March, 3 guides attended the Youth Future Forestry Symposium. The aim of the event was to hear youth perspectives on Victoria's forests and forest management. The event was aimed towards discussion, and to enable this and a smooth conversation we separated into groups of around 5 and discussed 4 areas. These were the natural and inherent value of forests, the recreational value of forests, the cultural value of forests and the economic value of forests. As guides our natural environment is key to many of our most popular activities, and ensuring that our forests are healthy and there for future generations is important. This activity really showed how the work of the Forestry Department in Victoria can really affect many areas and is important to all of us. By choosing to involve youth, I feel they are clearly working towards our future and it feels like a more positive direction. I really enjoyed this event and learning about all the areas of forestry and being able to have my voice heard.

Saluting Their Service

Here are some ideas for completing the Saluting our Service syllabus.



Attend an Anzac Day Service

- Victorian Girl Guide March in the ANZAC day parade
why not attend the CBD service and see them go past

- Visit the RSL Victoria page to find a service near you

Find out whether your local RSL run a dawn service, breakfast, commemoration service and march time

<http://www.rslvic.com.au/media/364142/Copy-of-Sub-Branch-ANZAC-Day-Activities-25-March-2019.pdf>

Fun Unit Activities

- Play a phonetic alphabet game

Guides Sit around in a circle and are assigned a letter starting from A, the first person then says "Alpha to (another phonetic letter)" that person then needs to pass on the command eg. "Romeo to Golf" and so on. If a Guide chooses a letter that doesn't exist or the wrong person answers they become the last letter and everyone moves up a letter eg. Hotel to Golf.

The idea of the game is to try and get to the 'Alpha' position (by getting everybody else to make a mistake).

You may add rules such as you can't go back to the person that passed it to you and you can't pass it on to a letter next to you.

- Bake some dog treats and donate them to an animal shelter

1 cup oats

1/2 cup apple sauce

Dash of cinnamon

1 egg

1. Preheat oven to 170°C

2. In a bowl mix the oats, apple sauce and cinnamon. Once everything is mixed well, mix the egg in

3. Line a baking tray with baking paper and spoon the mixture onto the pan

4. Cook for 22 minutes, then remove from the oven and allow to cool

5. Donate to a local animal shelter



- Make and use tin can telephones to relay messages

Empty tin cans or plastic cups

A piece of string (yarn won't work)

A nail

Hammer

1. Punch a hole in the base of the tins, just big enough for the string to pass through

2. Pass the string through the hole and into the bottom of the tin

3. Tie a knot in the end of the string, which is in the bottom of the tin

4. Pass the untied end of the string through the other tin can, as previous steps

5. Pull string tight

6. Get a partner to talk to

7. Pull the string tight

8. Have them talk into one tin can and place the other can over your ear



Fierce Girls



From athletes to aviators, scientists to spies. From the deep blue sea to the dark, black skies. Australia is full of girls who dare to do things differently. Adventurous girls. Girls with guts and spirit. You know what they are? They're FIERCE. And these are their stories.

Join the amazing Turia Pitt, Lisa Wilkinson, Stephanie Gilmore, Sally Pearson, Leah Purcell and more, as they tell the inspiring tales of some of Australia's most extraordinary women.

You and your unit can listen to these amazing stories by visiting <https://www.abc.net.au/radio/programs/fierce-girls/>



Margaret Olley — the girl who painted masterpieces



Helen Reddy — the girl who roared

Make your own podcast

Organise a 'Fierce Girls' themed unit night, start by watching or listening to the podcasts via the link, then make your own podcast in patrols about something your passionate about. This would be a great start to the 'Girls' or 'Ears' create a challenge badge.

You will need-

- A program such as, Audacity or Garage Band
- A recording device

What to do-

1. Decide on your topic and write your script
2. Practice what you're going to say
3. Record and save your file



If your inspired to do more

- Share your podcast with the State Program team- program@guidesvic.org.au
- Plan with your unit a time that you can visit the Fearless Girl in Federation Square, Melbourne. Take a photo with the whole unit making the pose and showcase it in your meeting place
- Invite an inspiring women from your community to speak at your unit meeting



FUN STUFF

Jokes

Q: What do you call a fake noodle?
A: An impasta.

Q: What do you call an alligator with a magnifying glass?
A: An investigator.

Q: What do you get if you pamper a cow?
A: Spoiled milk.

Q: Where do bees go to the bathroom?
A: The BF station.

Q: What do you call a bear with no teeth?
A: A gummy bear.

Q: Why didn't Cinderella make the basketball team?
A: She ran away from the ball.

Q: Why did the student eat her homework?
A: Because the teacher said it was a piece of cake.

Riddle

Mia's guide unit had five girls in it, January, February, March, and April. What was the name of the last girl?

Mia!


True/ False about Juliette Gordon Low

Juliette Low was the founder of the Girl Scouts in America.


1. Juliette Low was from England True/False
2. Juliette Low married an Australian man, but travelled between America and England True/False
3. She met Robert Baden Powell and became interested in Scouts in 1911. True/False
4. She had her first Girl Guide troop in Scotland. True/False
5. She died from breast cancer at the age of 67 in 1927 and her friends established the Juliette Low World Friendship Fund to honor her. True/False
6. Today, Juliette Low seminars are named after her to provide training to any Girl Guide leader in Australia. True/False

1. True 2. False 3. True 4. True 5. True 6. False 7. False 8. True 9. True 10. True 11. True 12. True 13. True 14. True 15. True 16. True

Can you find the Australian Flora and Fauna ?



Crossword



Across-

2. What we do at Guides
5. Baden Powell's wife's name
6. Our World Badge
9. Baden Powell's First name
10. Favourite Outdoor activity
11. Who Baden Powell got to start Guiding
12. What we make when we become a Girl Guide
14. English World Centre
15. Swiss World Centre
16. Founder of Scouting

Down-

1. Motto
3. What we like to earn
4. What our groups in Girl Guides are called
7. Guiding helps create good...
8. What we call our rules
13. What we do when we say our promise

1. Be Prepared 2. Have Fun 3. Badges 4. Patrol 5. Olive 6. Trefoil 7. Leadership 8. Law 9. Robert 10. Camping 11. Agnes 12. Promise 13. Salute 14. Pax Lodge 15. OurChalot 16. BadenPowell