



# Snoozefest at Luna Park 2020

Information booklet for parents and Guides

Please read this booklet **BEFORE** registering online at  
[www.guidesvic.org.au](http://www.guidesvic.org.au)

# Event Basics

**What:** Girls will enjoy an everlasting experience on a thrilling adventure at Luna Park! Sleeping under the stars, screaming on the rides, and bonding with the friends, new and old, they make along the way.

**Who:** Girl Guides aged 10-17, and their Leaders

**When:** 5:30 pm Saturday 14 March to 9:00 am Sunday 15 March, 2019

**Where:** Luna Park, 18 Lower Esplanade, St Kilda

**Cost:** \$90 per Girl Guide

## Includes:

- 5 hours of unlimited access to over 15 carnival rides, including the Scenic Railway roller coaster. Relax on the Ferris Wheel or take your shot at the arcade games. Thrill seekers, you will love the Power Surge!
- Snoozefest 2020 sun-smart bucket hat
- Breakfast\*
- Exciting morning activities never seen at Snoozefest before!

\* Dietary requirements listed on registration will be catered for.

## Registrations:

Event registration and payment is via the Girl Guides Victoria website.

**Registrations for youth AND adult members close at 11:59 pm on Monday 16 December 2019**, or sooner if the event reaches capacity. We highly recommend registering early for this event, as it often reaches capacity early.

This is a very large state event and the volunteer planning team will need the time between registration closing and the event to focus on the program delivery. **No late registrations will be accepted.**

## Any questions?

Enquiries regarding registrations and payment: [support@guidesvic.org.au](mailto:support@guidesvic.org.au)

Enquiries regarding event plans and health matters: [snoozefest@guidesvic.org.au](mailto:snoozefest@guidesvic.org.au)



# Conditions of Attendance

As part of attending Snoozefest 2020, **youth members must attend with their Unit Leader** who will provide supervision while Luna Park is open to the public.

## **If your Unit Leader is unable to attend:**

- Discuss with your Unit Leader if they have arranged for another adult volunteer to be your Leader while you're attending Snoozefest
- If another Unit Leader **has already been allocated** to you, please note her full name when you register
- If you **have not been allocated** another Leader, you will need to email [snoozefest@guidesvic.org.au](mailto:snoozefest@guidesvic.org.au)

All youth and adult participants must be current members of Girl Guides Victoria and be registered for the event. All youth members must submit their Health Form, filled in within 24 hours of the event, at sign-in. **No Health Form = No entry.**

All participants **must be at the event from sign-in on Saturday 14 March until sign-out at 9:00 am Sunday 15 March.** Sign-in is strictly between 5:30 and 6:30 pm. For safety and security reasons we cannot accommodate late entries or early departures.

## Snoozefest at Luna Park Rules

To make sure we all have a safe and happy time, please ensure you abide by The Snoozefest 2020 event rules:

1. Always treat others as you would like to be treated
2. Follow any instructions given to you by Luna Park staff and Girl Guides Victoria Snoozefest team (in committee t-shirts and hi-visibility vests)
3. Abide by all Luna Park Terms & Conditions and signage, and do not climb fences or enter areas where rides are not in operation
4. Be supportive of others who may be challenging themselves to try something new and feeling a bit scared

## Luna Park Ride Terms & Conditions

To keep everyone safe at the Park, each of the rides have height and health restrictions. Please read the signs beside each ride carefully to make sure you can jump aboard without any concerns!

The restrictions below are in place for all rides at Luna Park Melbourne:



**Plaster casts  
or injured bones**



**Back or neck  
injuries**



**Heart  
problems**



**Recent  
surgery**



**Pregnancy**



**High Blood  
Pressure**



# Supervision and Security

All Guides attending Luna Park Snoozefest will be supervised by over 50 Girl Guide Leaders who have current Police and Working with Children Checks. These Leaders are overseen by the Leader in Charge and the Snoozefest 2020 organising team.

In addition to Guiding volunteers, a team of Luna Park staff and managers will be in attendance at all times to operate the rides, serve food, and be ready to assist if there is a need at any stage.

Between 5:30 pm and 11:00 pm on Saturday, Guides will enjoy Luna Park along with the general public. They will be supervised by their own Unit Leader, or their allocated Leader for the event.

The gates will be locked between 11:00 pm on Saturday and 9:00 am on Sunday. No one will be permitted entry or exit during this time, except in the event of an emergency. Luna Park's security company will complete scheduled external security checks throughout the night.

## Arrival & Departure

### Arrival

Sign-in will be between 5:30 pm and 6:30 pm. Guides will need to gather in their Unit/District groups in the grassy area to the left of the Luna Park entrance.

For safety reasons, due to limited space, **parents are asked to say their goodbyes as soon as Guides join their Unit/District group.** Parents are not encouraged to access Luna Park while the event is on.

The allocated Unit Leader will gather each Guide's Health Form, and any medications. **Guides will not be permitted entry without an up-to-date Health Form.**

Once the full group has arrived, Unit Leaders will report to the Snoozefest 2020 organising committee. They will receive instructions on where bags and bedding will be placed inside of Luna Park and where to gather at 11:00 pm when the park closes to the public.

A second sign-in process will occur between 11:30 pm and midnight. Guides and Leaders will be asked to gather in a designated area from 11:00 pm. Guides will be checked off a list before gathering their bags and bedding, and heading to their allocated sleeping area.

### Departure

Sign-out will be at 9:00 am. After this time all Guides will be in the care of their parents or Unit Leader.

All Guides will be required to be signed out by their parent or Unit Leader at the entrance gate before leaving Luna Park.

Parents will not be allowed to access the Luna Park grounds.

Any early departures will need to be discussed with the Snoozefest committee prior to the event. These requests can be emailed at [snoozefest@guidesvic.org.au](mailto:snoozefest@guidesvic.org.au).



# Food at Snoozefest

Dinner will not be provided at Snoozefest 2020. Guides and attending Leaders will need to either eat dinner before arrival, bring a packed meal, and/or purchase food from the Luna Park Café or Diner.

The Diner has the classic food such as fairy floss, popcorn, snow cones, and hot dogs. The Café has a selection of gourmet pizzas, sandwiches, and burgers. Luna Park will cater for any dietary requirements. See below for the menu.

Breakfast will be included as part of your Snoozefest 2020 registration. Please note all dietary requirements on registration.

## Luna Park Menu

Hot dog	\$4.95
Pie	\$5.95
Sausage roll	\$4.95
Spinach & ricotta roll	\$4.95
Louie Burger	\$6.50
Chicken nuggets (6) & chips	\$7.90
Fish & chips	\$7.90
Wrap	\$8.90

### Snacks

Whole piece of fruit	\$2.00
Freshly baked muffin	\$4.50
Red Rock Deli chips	\$2.50
Popcorn	\$4.50
Fairy floss	\$4.50

### Drinks

Soft drink (600ml)	\$4.50
Mt Franklin water	\$3.60
Keri juice (300ml)	\$4.00

### Sweets & Ice Cream

Hot jam donut	\$1.95
Churros	\$2.95
Assorted lolly bag	\$4.00
Paddle Pop	\$2.80
Callipo	\$3.20
Splice	\$3.20
Golden Gaytime	\$4.00
Magnum	\$4.50
Cornetto	\$4.20



# Health and First Aid

There will be a fully qualified First Aider on duty at all times in a dedicated First Aid room.

***Girl Guides Victoria relies on the information from a Guide's profile on our database regarding medical and developmental support needs to plan staff ratios at events.*** Please ensure this information is up-to-date. This information is available on a Guide's profile when logged in to the [member section of the website](#). The volunteer First Aid team will be reviewing all registered Guides' profiles prior to the event and will phone or email parents to discuss health or developmental needs in the week prior to the event if required.

Girl Guides will make every possible effort to accommodate a Guide's physical and mental health needs, or special supports required, for this event. Any physical requirements need to be disclosed and discussed with the event team prior to the event. In line with our duty of care obligation to all Guides, if a Guide arrives at the event with a support requirement for which the volunteer staff have not prepared, or for which the volunteer staff cannot cater (for reasons of supervision ratio or training), the Guide will not be able to join the event.

A Health Form will be emailed to all youth participants prior to Snoozefest. This must be filled in within 24 hours of Snoozefest, and handed in upon sign-in. **No Health Form = No entry.**

Upon sign-in, each Guide must provide their Unit Leader or allocated Leader with a copy of their current plan for any medical condition listed on the Health Form (e.g. asthma management plan, anaphylaxis management plan etc.).

All personal medication (except asthma puffers and Epipens) must be:

- Handed in upon sign-in (this includes analgesics like paracetamol and ibuprofen)
- In its original packaging in a snap-lock bag clearly labelled with: Guide's full name, Unit, and dosage instructions
- Itemised on the Health Form

Medications handed in will be available for collection from their Unit Leader or allocated Leader upon sign-out on Sunday. Please note that Girl Guides Victoria volunteers are not permitted to issue any medication to participants without the consent of their guardian.

If you have any questions, or require wheelchair access or other support please contact us at [snoozefest@guidesvic.org.au](mailto:snoozefest@guidesvic.org.au) as soon as possible to make arrangements. We will be happy to help!

## Parent contact during the event

If parents/guardians require an urgent message to be given to their Guide, please call the Leader in Charge Rachel Sutton on 0401 241 481. If your Guide carries a mobile phone, please refrain from contacting her during the event as it may cause her or other Guides to become homesick.



# Portable electronic devices & mobile phones

Due to a number of misplaced phones at last year's Snoozefest, **we do not encourage phones or portable electronic devices to be brought to Snoozefest 2020.**

Girl Guide events are great opportunities to spend time with friends, get to know others, and enjoy all the amazing experiences on offer. We strongly encourage Guides to think about whether devices are needed for this event, and acknowledge that GGV can't take responsibility for their safekeeping.

If Guides do have electronic devices, Girl Guides Victoria recommends the following:

- When participating in activities, phones are put away
- Cameras are not used in sleeping areas
- Permission is always sought before photos are taken
- All posts are made with respect to our Guide Promise to "respect myself and others"
- Remember that all common social media platforms require participants to be over 13 years of age

Event photographers will be posting to **#guidesvic** and **#snoozefest**. With the above guidelines in mind, Guides can also share photos so that we can follow all the fun!

In light of today's ubiquitous availability of cameras and social media choices, Girl Guides Victoria cannot monitor, and are not liable for, any photos youth share.

If you have any questions regarding this, or if there are specific legal issues regarding custody or safety with respect to photos, please contact [snoozefest@guidesvic.org.au](mailto:snoozefest@guidesvic.org.au).

## Weather Plans

As with every Guide event, a lot of risk assessment and planning has gone into the preparations for Snoozefest at Luna Park. Measures have been put in place to ensure that Guides and Leaders are as safe as possible.

To reduce the likelihood of any of our members being in a dangerous situation, **Snoozefest 2020 will be cancelled in the event of heavy rain or strong winds.**

This call cannot be made until sufficient weather information is available. A decision will be made by Wednesday the 10<sup>th</sup> of March.

Participants will be contacted via email and text message if the event has been cancelled or postponed.

Full refunds will be available if any participant cannot attend Snoozefest due to cancellation or postponement of the event by Girl Guides Victoria due to poor weather.



# Transport

Guide Units are encouraged to travel to Luna Park Snoozefest by public transport to reduce congestion around Luna Park and streamline the entry and exit process.



## PARKING

Parking surrounding Luna Park in car parks and on street are at **council rates**.

**Rates** are \$12.30 daily rate until midnight (or \$5.10 per hour).

The **Palais Theatre** on Jacka Boulevard also has parking at council rates.

The **St Kilda Sea Baths** on Jacka Boulevard has undercover parking available. Check closing times.

## TRAM

**Stop No. 138-Luna Park/The Esplanade (St Kilda)**

**Tram 16** – Melbourne University to Kew via St Kilda Beach

**Tram 3a** – Melbourne University to East Malvern (via St Kilda) WEEKENDS ONLY

**Tram 96** – East Brunswick to St Kilda Beach

## TRAIN

Take the **Sandringham Line**. Get off at **Balaclava Station** – Cnr Carlisle Street & William Place, Balaclava. Take **Tram 16** to Acland Street: **Stop No. 138** – Luna Park/The Esplanade (St Kilda).

## BUS

**Route 246** – La Trobe Uni – St Kilda – Elsternwick

**Route 600/922/923** – St Kilda Light-Rail Station to Southland Shopping Centre

**Route 606** – Port Melbourne to St Kilda

**Route 623** – Glen Waverley to St Kilda





# Bedding

**At Luna Park Snoozefest we will be sleeping under the stars!**

All participants have the option to bring either a **Swag** or a **Bedroll**.

## Swags

If your Guide has access to a swag that she is able to carry and bring to Snoozefest, she is encouraged to bring it. Keep in mind that Luna Park is concrete, and there will be nowhere to 'peg out' a swag. Test your swag before Snoozefest to ensure that it is usable without pegging.

It is **not** required that you purchase a swag specifically for this event. The alternative option is making a bedroll.

## Bedrolls

To ensure the comfort and safety of the girls, it is essential that they bring a correctly assembled bedroll.

### Bedrolls must consist of:

- **Large tarp** – Must be twice as large as the bedding. This tarp acts as a barrier between the Guide's bedding and the ground. See below for instructions on how to make a very snug bedroll.
- **Sleeping mat or self-inflating mattress** – The sleeping area is mostly concrete, so a good mattress provides comfort. Any inflatable mats must be able to be inflated by a Guide by herself.
- **Good quality sleeping bag** – Good quality with a -5 degree rating. Avoid cheap or poor quality sleeping bags as they will not be warm enough.
- **Blanket** – A wool blanket is the warmest. The blanket should be large enough to wrap around the Guide completely.
- **Pillow case or small pillow** – To reduce the size of the bedroll it is recommended that Guides stuff clothes into a pillow case, or use a small blow up pillow.
- **Space/emergency blanket** – A very thin, light weight plastic/foil sheet that is highly effective at trapping body heat and can be used around a sleeping bag for extra warmth and to provide a waterproof top layer. They are approximately \$5 from camping stores and in the first aid section of some pharmacies.
- **Extra tarp** – This tarp will be used as a cover over the top of the Guide and her bedroll. It needs to be large enough to cover the full length of the bed, but not as large as the bottom one.

All of this is rolled up as tight and compact as possible, with the largest tarp acting as an outside waterproof layer.

Please note that Guides must be able to carry their own bedroll to and from the event, including on public transport if required.




# Build your own Bedroll

There are lots of different ways to make a bedroll. We recommend the following set up for Snoozefest, using the items listed above.

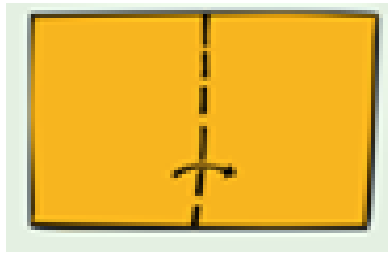
Each participant needs to start with the following:

- Sleeping bag
- Sleeping mat or self-inflating mattress
- Blanket
- Small pillow
- 6 feet (182.88 cm) x 8 feet (243.84cm) Tarp: folded in half to create a 6 feet (182.88cm) x 4 feet (121.92cm) rectangle. Blanket stitch down the side and across the bottom to make a pocket. See below diagrams:


6ft (182.88 cm) x 8ft (243.84cm) Tarp



Fold in half



Blanket stitch the side and bottom



## Then:

1. Lay out your tarp.
2. Unroll your sleeping mat, and slip into your tarp pouch.
3. Unzip your sleeping bag and lay your blanket inside, then zip it back up (warmth is greatly increased by having your blanket inside your sleeping bag not spread on top).
4. Slide your unrolled and blanket stuffed sleeping bag into the tarp on top of your mat.
5. Roll and tie into a bedroll with a pillow in the middle.
6. When ready to go to bed at Snoozefest, unroll your bedroll and you are ready to snuggle in and be cozy!

**Leaders:** Bring a large tarp to spread under all bedrolls if necessary. Ensure your name, Guide's names, and/or your Unit's name is clearly and largely written on all tarps and equipment. Perhaps you could spend a night with your Unit preparing their bedroll.



# What to Bring (Kit List)

Regardless of the weather forecast, it is important to **bring everything on the kit list.**

## In a bag your Guide can manage herself:

- Health form – **No Health Form = No entry**
- Waterproof jacket **with a hood**
- Warm jumper (or two) – wool or polar fleece are best
- Full change of warm clothes
- Thermals (recommended)
- Beanie and scarf
- Toothbrush, toothpaste & face washer
- Personal First Aid Kit – insect repellent, Band-Aids, and tissues
- Torch & spare batteries – Head torches allow for free hands to do activities!
- Full drink bottle
- Pen or pencil
- Plastic 'sit-upon' (small square of tarp or plastic to sit on)
- Pocket money for spending on dinner, snacks, or the gift shop (OPTIONAL) – held at Guide's own risk

***Guides and Leaders should wear their Guide uniform (either their polo shirt, hoodie, or fleece) while at Luna Park with the general public.***

Make sure everything  
is clearly named!

